

A grayscale photograph of a woman in a light-colored uniform working at a white JUKI sewing machine in a factory. The machine has 'JUKI' printed on its side. The woman is focused on her work, and the background shows other sewing machines and factory infrastructure. A horizontal line is drawn across the middle of the image, below the text.

NALANDA CSR SKILLING SCHOLARSHIP SCHEME

Summarised Status Report

Physical Progress (number of Candidates)	FY '17	FY '16
Target Placement	2676	3316
Enrolled	3058	4499
Trained	2443	4029
Placed (Ratio %)	1963 (80.30%)	3177 (78.90%)

1. 100% of the allocated budget of Rs 67.41 mn has been utilized by Nalanda under this scheme
2. Placement ratio is based on candidates trained and is higher this year on account of concerted placement efforts by the training partners
3. Placement is expected to increase to atleast 2100 by April-May 2017 implying a higher placement ratio of 86%
4. **UMTC's stake of contribution to the skilling programme pool is Rs 3.52 mn (5.22%)**

Performance of Training Partners

STP	ISDC	AIF	APD	B-ABLE	Total FY 17 Batch
Target Placement	2359	180	20	117	2676
Enrolled	2707	226	18	107	3058
Trained	2103	216	17	107	2443
Assessed	2097	192	17	107	2413
Placed	1700	142	14	107	1963

ISDC: IL&FS Skills Development Corporation

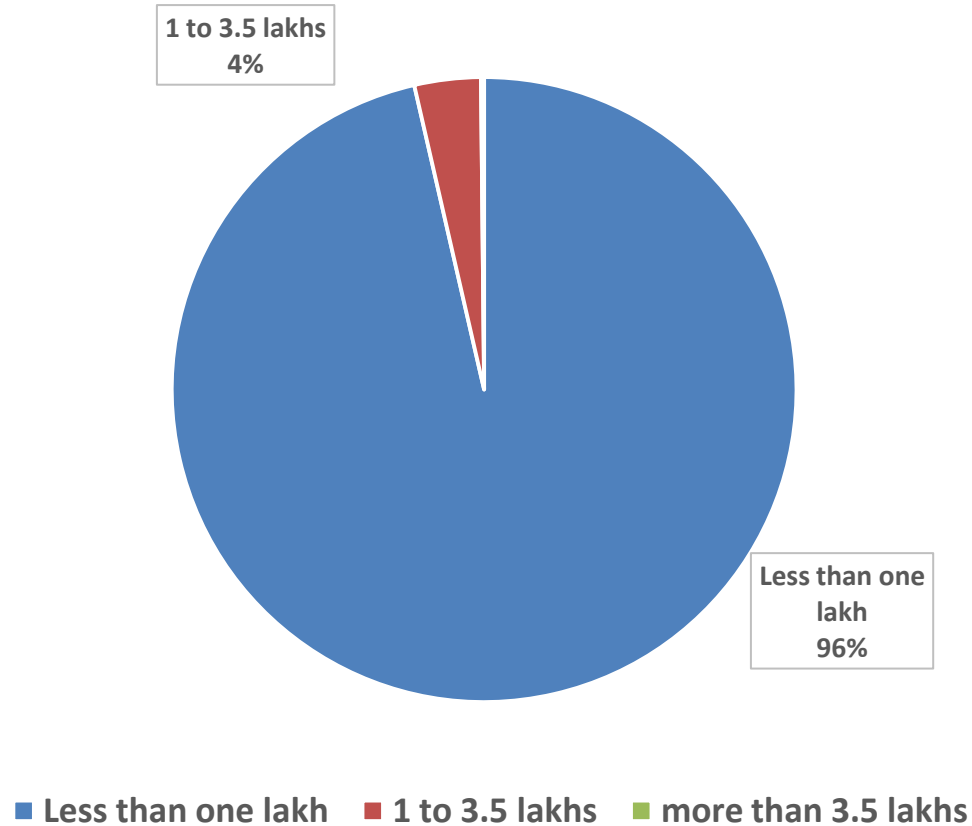
AIF: American India Foundation (for PWD)

B-ABLE: Basix Academy for Building Lifelong Employability (B-ABLE)

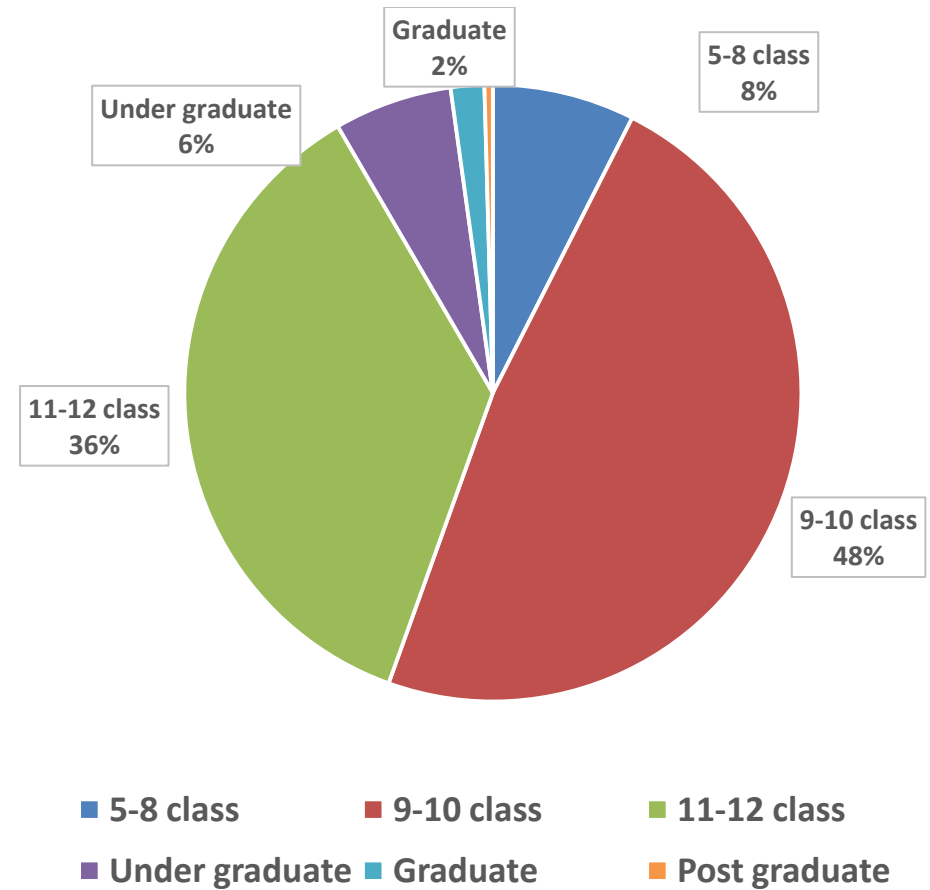
APD: Association of People with Disabilities

- FY '16 batch of APD got completed in Aug 2016. New batch for FY 17-18 has commenced
- Some placements by ISDC are still in progress

Annual HH Income-wise Distribution*



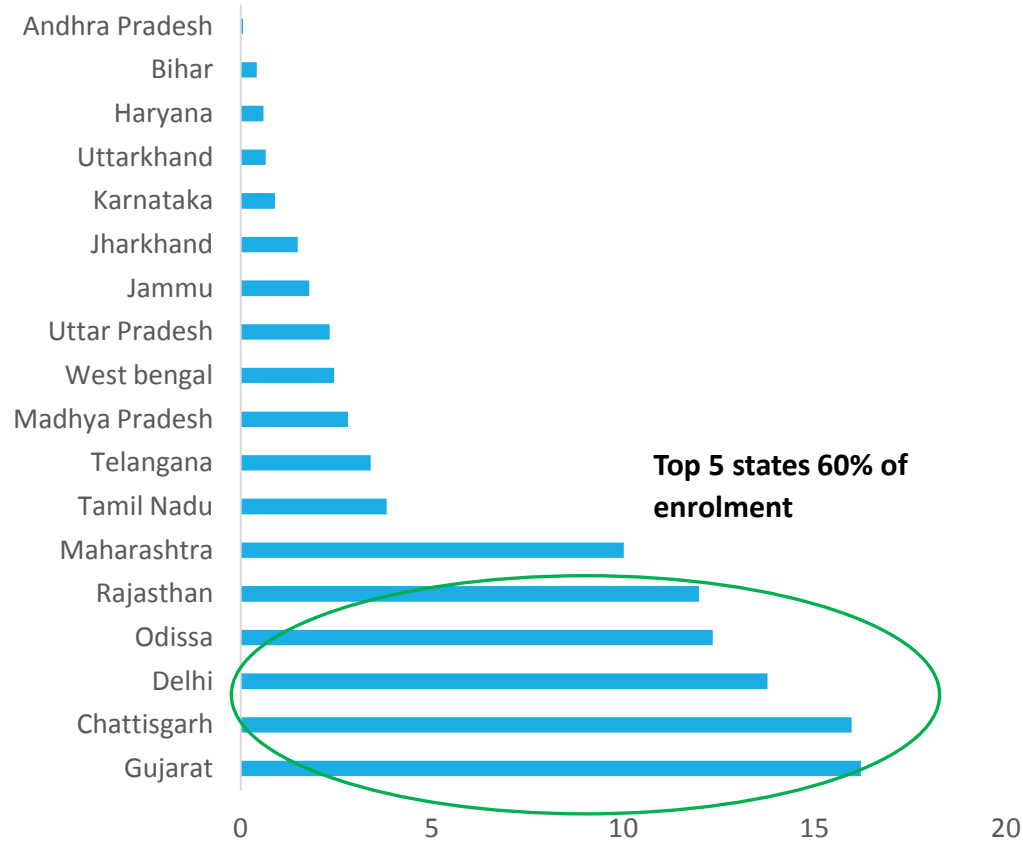
Educational Background of the Candidates*



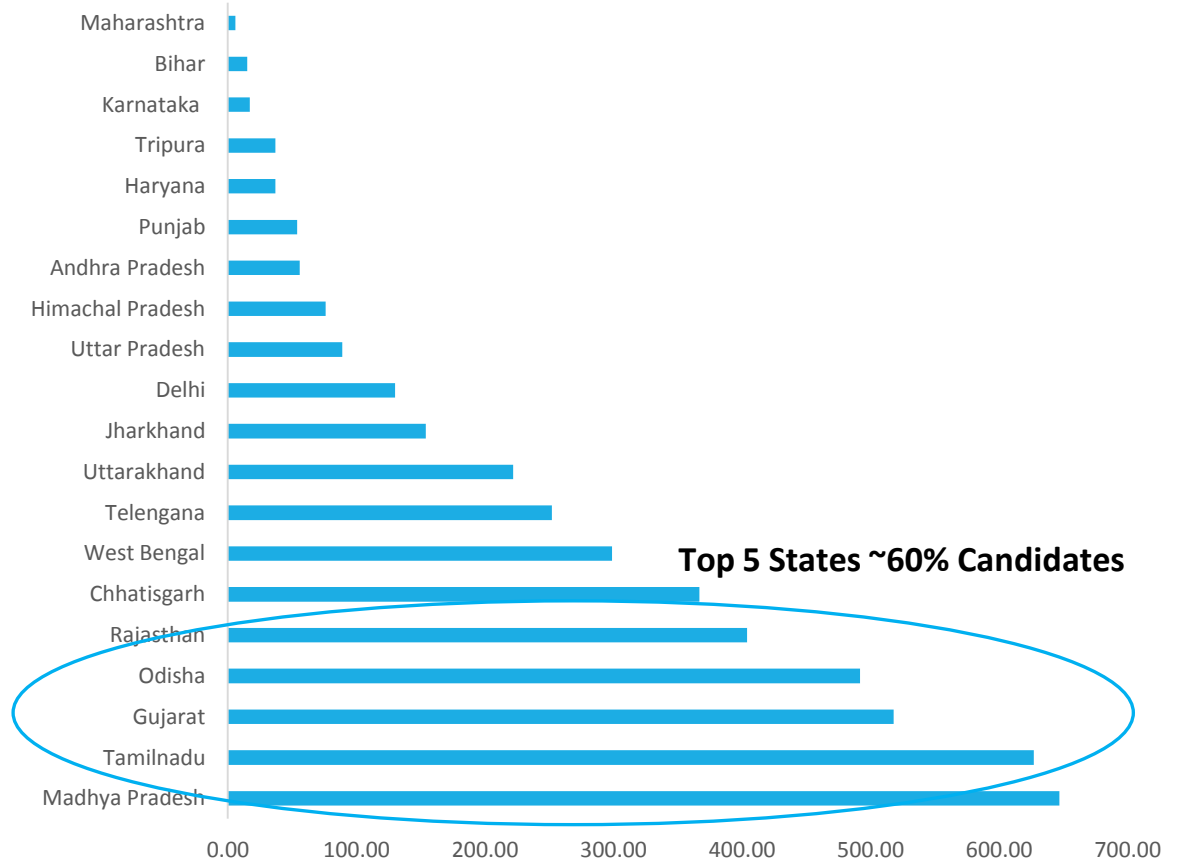
The scheme continues to cater to the low income, relatively educated, unemployed youth
 Gender ratio has improved with share of female candidates at 20% (previous year was less than 15%)

*As on December 31, 2016

State-wise Analysis of Enrolled Candidates* FY '17



State-wise Analysis of Enrolled Candidates* FY '16

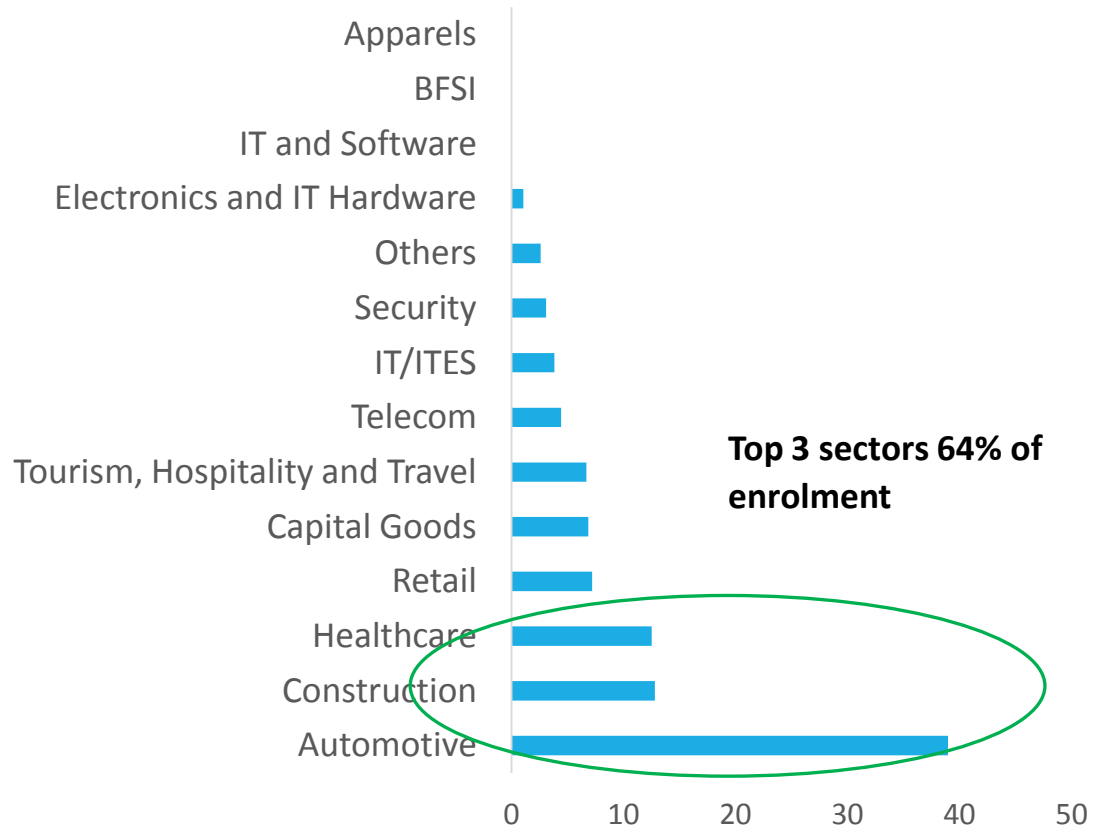


Top states for mobilization continue to include Rajasthan, Odisha, Gujarat

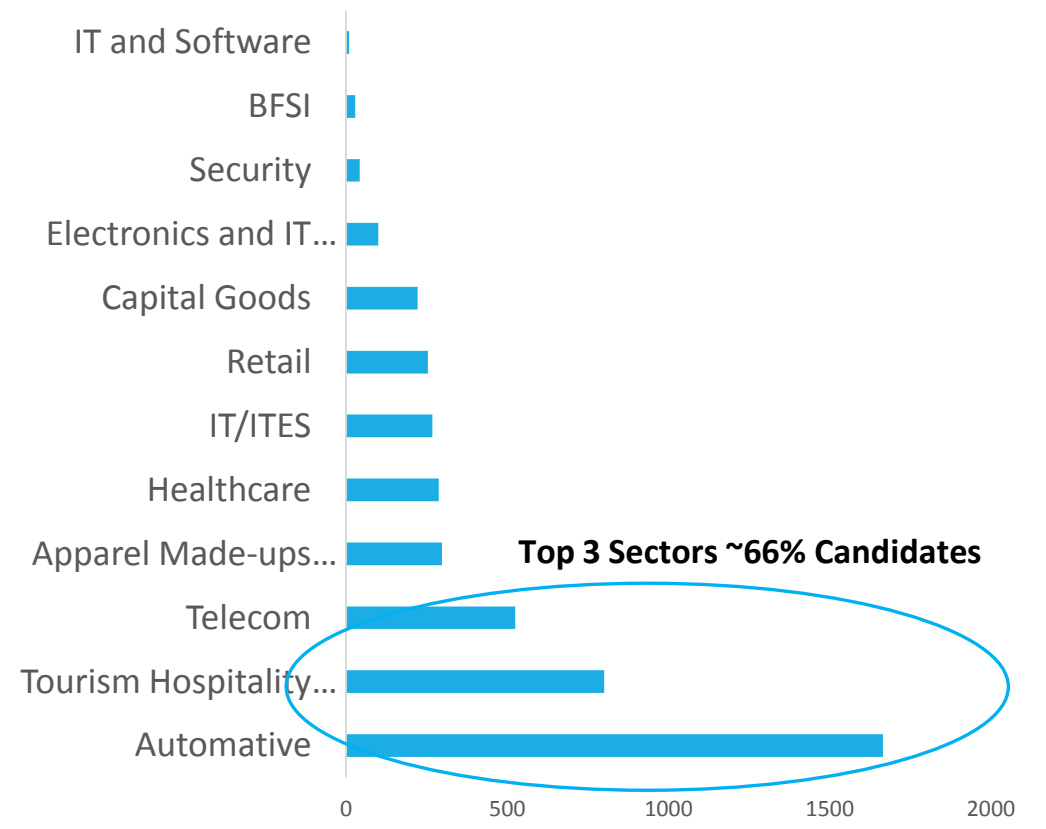
More than half of the candidates have been identified from IL&FS catchments (previous year about one third)

*As on December 31, 2016

Sector-wise Analysis of Enrolled Candidates* FY '17



Sector-wise Analysis of Enrolled Candidates* FY '16



Automotive remains the top sector of choice

*As on December 31, 2016

Salary Analysis*

Training partner	Max salary (Rs)	Min salary (Rs)	Average Salary (Rs)
ISDC	10741	4500	7600
B-ABLE	8500	8000	8170
AIF	9500	4000	6200
APD	12529	5000	8800

Average
Weighted
Salary
Rs 7550/-
per month[#]

Estimated Potential Annual Income of the
candidates: Rs 190 mn

[#]Previous year 6500/month

Placement implies employment within 3 months of completion of training and have been employed for at least a month

*As on December 31, 2016

Case Studies

Sunita Karsh | 12th Pass
STP: ISDC



Certificate Programme for F&B service Steward
Employed at Hotel Aashirwaad Inn with a salary of
Rs 6000/- per month
She thanks IL&FS and Nalanda Foundation for the
life changing opportunity provided

Brijender Singh | 10th pass
STP: B-ABLE



Trained as a CNC Operator
Employed at E. R. Auto Ltd with a salary of Rs
12000/- per month
“Will save money to install hand pump at home”

Case Studies - PWD

Mahesh Dodamani | 2nd PUC

STP: APD



Affected by Polio since birth
Certificate course in Care Giving
Employed at a NGO with a salary of Rs 7000/- per month
He serves for a NGO working for children with multiple disabilities

Kurri Thirupathi | Graduate

STP: AIFT



Eye-sight degenerated during graduation
Studied a desktop & print publishing Course
Employed at ACE Social Foundation as a MIS & mobilization executive with a salary of Rs 8000/- per month
Developed good communication skill and enhanced confidence

Thank You